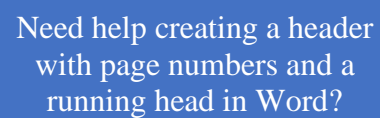


Notice that APA 7th Edition no longer requires a running head or header for student essays. Certain professors, however, may continue to require a header.



Need help creating a header with page numbers and a running head in Word?

[Click here](#)

Title Goes Here with an Optional Subtitle: A StFX Academic Success Centre Template


Author's Name

Name of Department, Name of University

Course #: Course Name

Professor's Name

Due Date



Depending on the requirements of your assignment, your Title Page will be followed by an Abstract, Table of Contents, or Introduction.

In any case, you will need to create a new page.

Do not create a new page here by repeatedly hitting "enter"!

[Click here and learn how to create a "page break" in Word.](#)

Your Title Goes Here: You Can Add a Subtitle Too

Notice that the title of your essay is a Level 1 Heading. It therefore has capital letters for all words except articles, prepositions and conjunctions. It is also bolded and centered. Here is where you will write your introduction. You may need to add sections and subsections, so will have Levels 2 and 3 Headings.

Level 2 Heading


Notice that the Level 2 Heading has capital letters for all words except articles, prepositions and conjunctions. It is also bolded and left-justified. The text under this heading begins in a new paragraph. You may even have to have further levels of subsections.

Level 3 Heading

Notice that the Level 3 Heading has capital letters for all words except articles, prepositions and conjunctions. It is also bold italics and left-justified. The text under this heading will begin in a new paragraph.

Conclusion

Here is where you will begin to write you conclusions. Notice that the Conclusion section requires a Level 2 Heading.



The References page will begin at the top of the next page, following the conclusion. You will need therefore need to create a new page.

Remember, do not create a new page here by repeatedly hitting “enter”!

[Click here and learn how to create a “page break” in Word.](#)

References

- Bolton, G. (2014). *Reflective practice: Writing and professional development* (4th ed.). Sage.
- Brookfield, S. D. (2012). Critical theory and transformative learning. In P. Cranton, & E. W. Taylor (Eds.), *The handbook of transformative learning: Theory, research, and practice* (pp. 133-144). Jossey Bass.
- Markusen, A. (2006). Urban development and the politics of a creative class: Evidence from a study of artists. *Environment and Planning A*, 38(10), 1921-1940.
<https://doi.org/10.1068%2Fa38179>

